



RFD2XD-5015

FACE DRILL





Maximum control for precise and consistent drilling

This Rhino RFD2XD-5015 face drill is loaded with enhancements that not only increase productivity and uptime, but lower daily operating costs too. A high-efficiency hydraulic system, advanced digital control interface, and specific drilling modes to allow you to choose your penetration profile headline the long list of advances.



1. Level climate-control system with automotive-style adjustable louvers helps keep the glass clear and the cab comfortable.

2. Advanced LCD monitor provides intuitive access to a wealth of operational and drilling data and functions.

3. Ergonomically correct short-throw pilot levers provide smooth, predictable fingertip control with less movement or effort.

ENGINE AND POWERTRAIN

Diesel engine brand - model	RHINO RFD119T / DEUTZ BF4M1013EC
Engine power kW (HP) @ rpm	119.3 (160) @ 2300 / 115 (154.2) @ 2300
Maximum engine torque N·m (lb-ft) @ rpm	598.7 (441.5) @ 1400 / 577 (425.5) @ 1400
Emissions certification (Tier / Stage)	Tier 3 / Stage IIIA
Transmission (Type / Model)	Hydrostatic / Four-wheel drive displacement
Chassis type	Articulated with central oscillation
Steering and articulation angle (°)	Hydrostatic power steering / ± 40
Axles / Brakes	Planetary rigid axles / Wet multi-disc SAHR brakes
Maximum speed km/h (mph)	12 (7.45)
Maximum gradeability ° (%)	14 (25)
Tire dimensions and type	12.00-20 Heavy-duty mining tires
Fuel tank L (gal)	140 (36.9)

HYDRAULIC SYSTEM

Type of hydraulic pumps	Variable displacement axial piston pumps
Maximum system pressure bar (psi)	240 (3480)
Hydraulic tank capacity L (gal)	400 (105.6)
Filtration µm	10
Oil cooling system	High-efficiency water-cooled hydraulic oil cooler

POSITIONING BOOM

Number of booms	2
Boom extension mm (ft)	1600 (5.25)
Lift angle (°)	+ 55 / - 30
Side swing (°)	± 35
Rotation (Roll-over) (°)	360
Automatic parallelism	Full hydraulic by compensating valves
Boom weight kg (lb)	2500 (5511.5)

HYDRAULIC DRIFTER (ROCK DRILL)

Drifter Model Options	WOSERLD A18D / WOSERLD A22L
Impact power kW (HP)	22 (29.5)
Percussion pressure bar (psi)	200 (2900)
Percussion frequency Hz (bpm)	60 (3600)
Rotation speed rpm	0 - 215 / 0 - 300
Rotation torque Nm (lb-ft)	1100 (811.3) / 1550 (1143.2)
Drilling diameter mm (in)	43 - 102 (1.69 - 4.01)
Shank adapter	T38 / T45
Lubrication air consumption L/s (cfm)	5 (10.6)
Anti-jamming system	Automatic hydraulic driven by return pressure
Drifter safety systems	Integrated dual damping for reflected energy absorption
Total operating weight kg (lb)	185 (407.8) / 254 (560)

FEED BEAM

Beam type	High-strength extruded aluminum alloy beam
Feed type	Hydraulic motor with roller chain drive
Feed compensation mm (ft)	1500 (4.92)
Beam extension (Total length) mm (ft)	5525 (18.12)
Feed force kN (lbf)	15 (3372)
Maximum rod length mm (ft)	3700 (12.1) / 5525 (18.1)
Optimum drilling depth mm (ft)	3400 (11.1) / 5200 (17.0)
Beam weight with drifter kg (lb)	1050 (2314.8)



Equipment specifications and images may change without notice from Rhino Equipment Group Inc.

DRILLING COVERAGE

Maximum coverage area m ² (ft ²)	150 (1614.5)
Maximum coverage (Width × Height) mm (ft)	15972 × 11956 (52.40 × 39.22)
Minimum tunnel cross-section m (ft)	5.0 × 5.0 (14.4 × 16.4)
Maximum tunnel cross-section m (ft)	15.9 × 12.0 (52.17 × 39.37)
Inside turning radius mm (ft)	5164 (16.94)
Outside turning radius mm (ft)	8771 (28.77)

ELECTRICAL SYSTEM (OPERATION)

Main electric motor kW (HP)	2 × 55 (2 × 73.7)
Total installed power kW (HP)	120 (160.9)
Voltage / Frequency V (Hz)	380 - 660 / 50
Starting method	Star-Delta
Cable length (Reel) m (ft)	100 (328.0)
IP protection rating	IP55
Battery system	2 × 120Ah (Chassis electrical system voltage: 24V)
Transformer power kVA	130
Main electrical components	Schneider / ABB
Integrated electrical protections	Overload, short circuit, ground leakage, and phase loss

WATER AND AIR SYSTEM

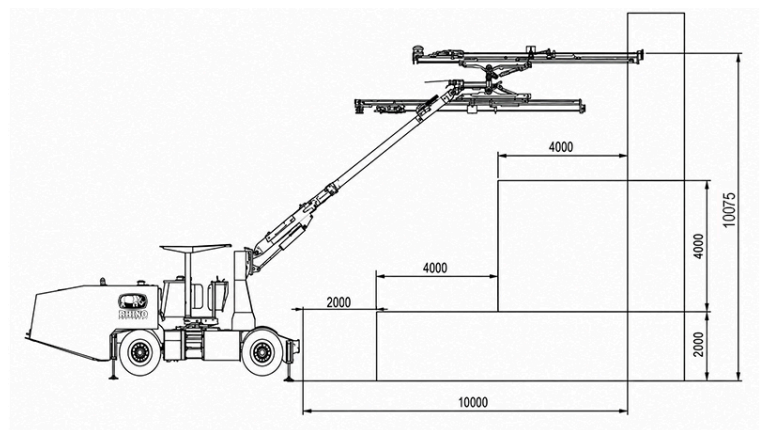
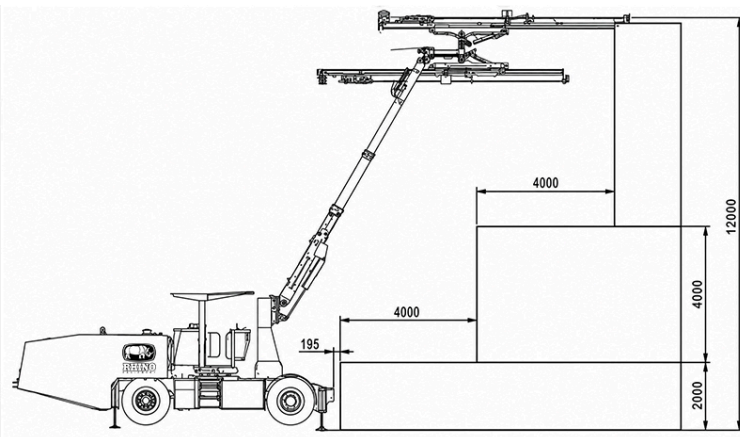
Compressor type	Electric motor-driven rotary screw compressor
Compressor capacity m ³ /min (cfm)	0.5 (17.6)
Air working pressure bar (psi)	8 (116)
Lubrication air pressure bar (psi)	2.5 (36.2)
Water pump type	Electrically driven multistage centrifugal pump
Water flow rate L/min (gpm)	100 (26.4)
Maximum water pressure bar (psi)	12 (174)
Pump motor power kW (HP)	4 (5.3)

AUTOMATION, CONTROL AND CONNECTIVITY

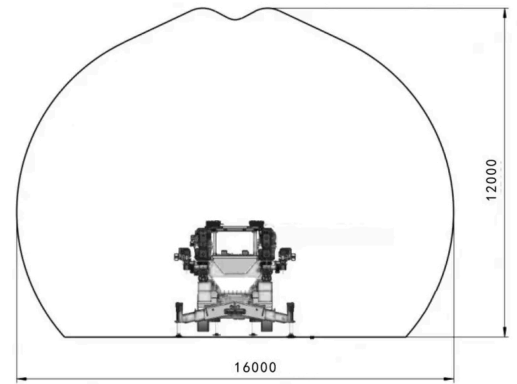
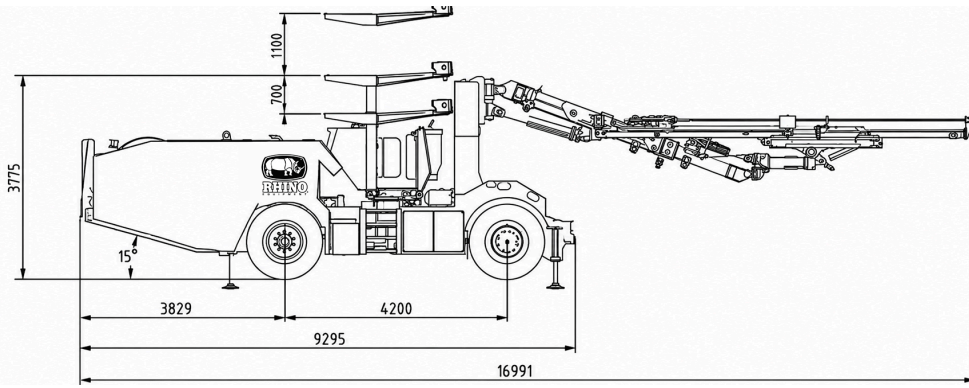
Control system	Pilot proportional electrohydraulic system
Automation level	Manual operation assisted by proportional controls
Anti-jamming system	Automatic by hydraulic sensing
Positioning control	Manual via hydraulic joysticks
Teleremote operation	Optional
Remote monitoring	Optional
Automatic control features	Automatic drifter return upon completion of drilling

CABIN, ERGONOMICS AND SAFETY

Structure certification (FOPS / ROPS)	FOPS / ROPS
Cabin type	Enclosed cabin with hydraulic elevation and thermal insulation (Optional)
Internal cabin noise level dB(A)	≤ 85
Air conditioning system and HEPA filtration	Integrated heating/cooling air conditioning (Optional)
Fire suppression system	Manual dry chemical activation system
Centralized lubrication system	Centralized distribution system for key chassis points
Blind spot assistance cameras and LED illum.	High-power LED illumination spotlights for the working face
Mechanical leveler	Bubble and electronic level indicators on dashboard



Equipment specifications and images may change without notice from Rhino Equipment Group Inc.



DIMENSIONS AND WEIGHT (TRANSPORT POSITION)

Total length mm (ft)	1700
Transport width mm (ft)	2732.8 (8.97) / 2802.8 (9.20)
Transport height mm (ft)	3741 (12.27)
Ground clearance mm (in)	355 (13.98)
Length - Wheelbase mm (in)	4158 (163.70)
Rear chassis length mm (in)	4091 (161.06)
Total hydraulic support length mm (in)	9013 (354.84)
Vertical extension of cabin roof mm (in)	962 (37.87)
Maximum chassis height with extended cabin mm (ft)	4732 (15.52)
Front chassis width with stabilizers mm (ft)	4944 (16.22)
Rear chassis transport height mm (in)	3416 (134.49)
Approach angle (°)	15
Departure angle (°)	12
Quantity of front hydraulic stabilizers	2
Total operating weight kg (lb)	34000 (74957.1)