



# RFD2X

FACE DRILL





# Precision drilling with effortless control

This Rhino RFD2X face drill is loaded with enhancements that not only increase productivity and uptime, but lower daily operating costs too. A high-efficiency hydraulic system, advanced digital control interface, and specific drilling modes to allow you to choose your penetration profile headline the long list of advances.



1. Level climate-control system with automotive-style adjustable louvers helps keep the glass clear and the cab comfortable.

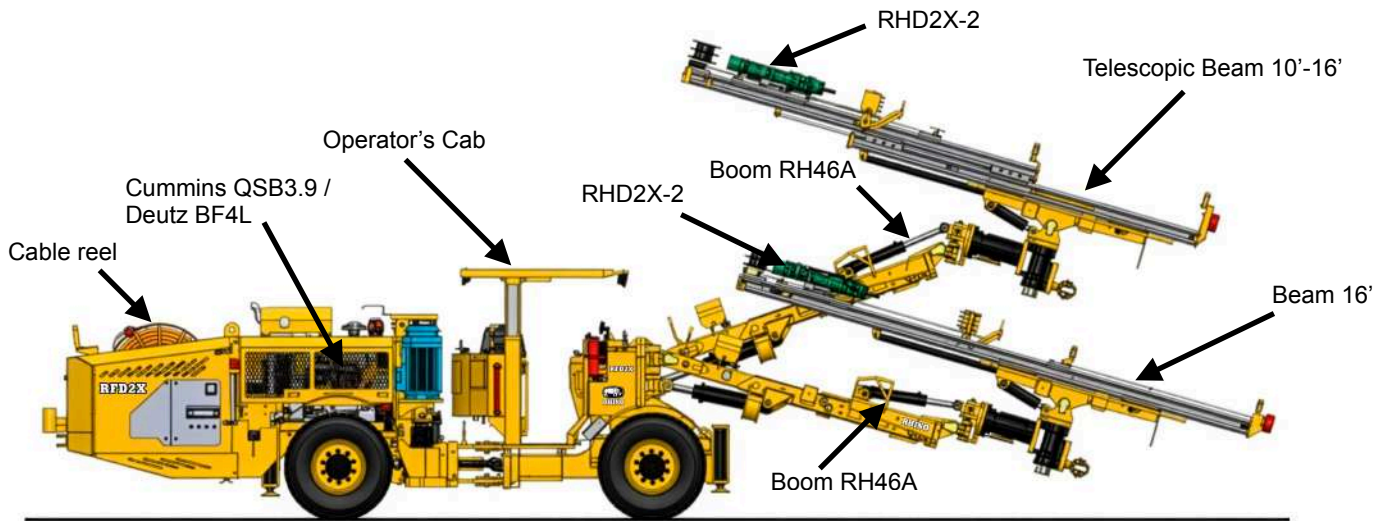
2. Advanced LCD monitor provides intuitive access to a wealth of operational and drilling data and functions.

3. Ergonomically correct short-throw pilot levers provide smooth, predictable fingertip control with less movement or effort.

## ENGINE

Make – Model	Cummins QSB3.9 / Deutz BF4L
Engine power kW (HP)	92–110 (123–147)
Transmission	RHT-M2-Hydrostatic 4WD
Steering	Articulated $\pm 40^\circ$
Max. speed (flat ground) mph (km/h)	9.94 (16)
Tires (in)	12.00 x R20
Fuel tank L (gal)	100 (26.4)
Axles / Brakes	Dana 113 / D

## SPECIFICATIONS



## HYDRAULICS

Percussion pump	RH 120-Variable piston (Double)
Working pressure bar (psi)	180 – 210 (2610 - 3045)
Oil tank L (gal)	260 (68.7)
Hydraulic filter (Return and high) $\mu$ (in)	10 (0.00039)

## DRILL

Drill model	RHINO A18D / A18L ( $\times 2$ )
Impact power kW (HP)	20 (26.8)
Percussion pressure bar (psi)	160 – 200 (2320 – 2900)
Percussion frequency Hz (bpm)	62 (3700)
Rotation speed (rpm)	0 – 300

Equipment specifications and images may change without notice from Rhino Equipment Group Inc.

Rotation torque Nm (lb-ft)	750 – 1000 (553 – 737)
Drilling diameter mm (in)	45 – 76 (1.77 – 3.00)
Shank adapter	R38 / T38
Drill weight kg (lb)	182 (401.2)

### BEAM

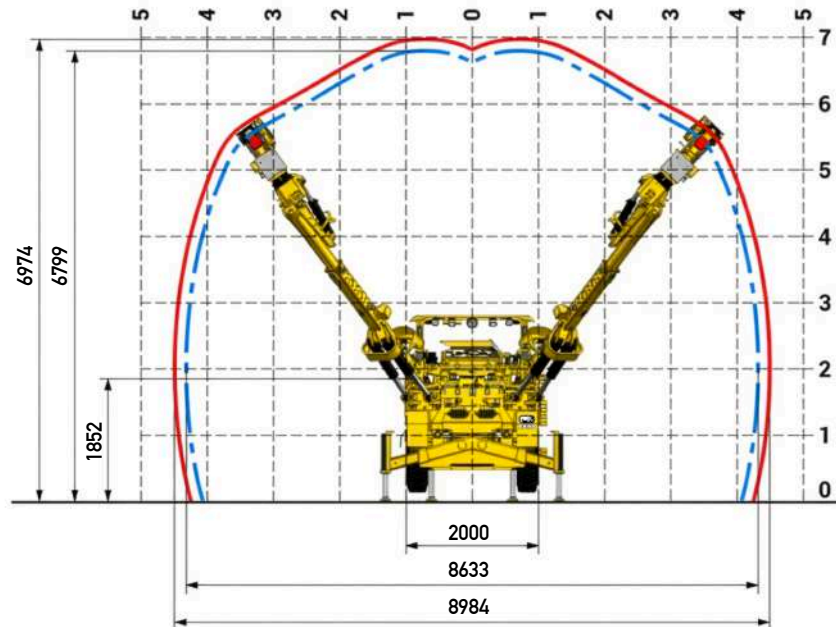
Beam model	RHD2X-2-Telescopic feed
Beam type	Hydraulic + cable
Beam extension mm (ft)	1500 (4.92)
Max. rod length mm (ft)	4915 (16.12)
Beam force kN (lbf)	15 – 20 (3372 – 4496)

### BOOM

Boom model	RH46A / Triangular (x2)
Boom extension mm (ft)	1200 (3.94)
Lift angle	+55° / -30°
Swing (lateral)	±35°
Rotation (roll-over)	360°
Parallelism	Automatic hydraulic

### COVERAGE

Coverage area m <sup>2</sup> (ft <sup>2</sup> )	35 – 58 (376.7 – 624.3)
Recom. tunnel section	Medium sections (Mining/Civil)
Equipment width mm	2000 (6.56)



Equipment specifications and images may change without notice from Rhino Equipment Group Inc.

## ELECTRICAL SYSTEM

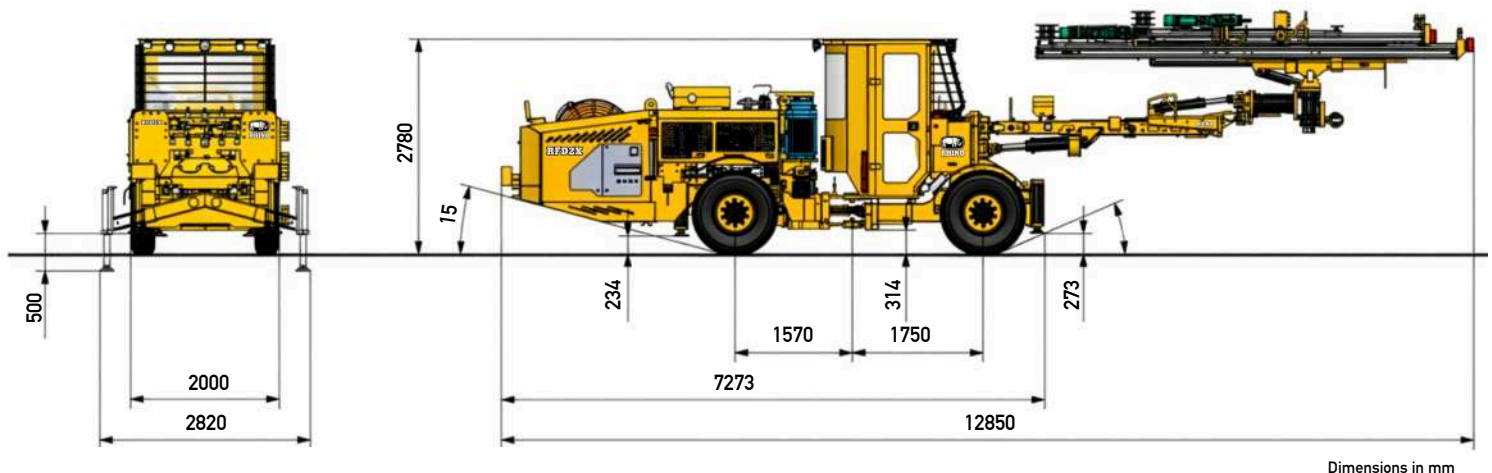
Electric motor x2 kW (HP)	55 (73.75)
Voltage V (Hz)	380 – 660 (50–60)
Starting	Star-delta
Cable (reel) m (ft)	80–100 (262.5 - 328.1)
Protection	IP 55
Batteries V (Ah)	2 × 12V (100 Ah)

## AIR AND WATER

Compressor	RH-Rotary screw
Compr. capacity m <sup>3</sup> /min (cfm)	1.65 (58.27)
Working pressure bar (psi)	8 (116)
Water pump	Centrifugal multistage
Max. water flow m <sup>3</sup> /h (gpm)	12 (52.8)@3525 rpm
Min. water inlet pressure bar (psi)	2 (29)

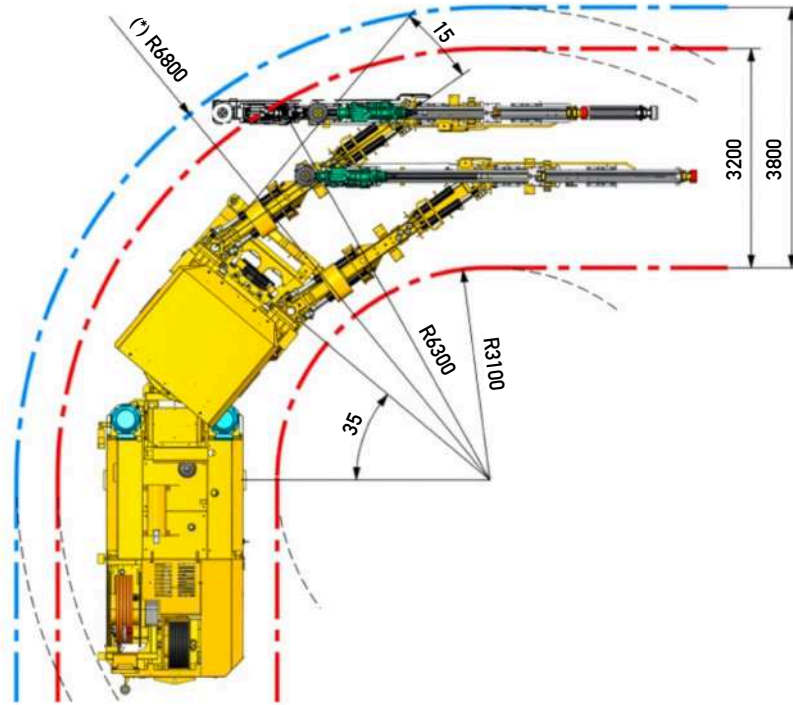
## DIMENSIONS

Total length mm (ft)	12850 (42.16)
Transport width mm (ft)	2050 (6.73)
Transport height mm (ft)	2780 (9.12)
Equipment weight kg (lb)	22490 (49582)
Ext. turning radius mm (ft)	R6800 (22.31)
Clearance mm (in)	314 (12.36)



Dimensions in mm

Equipment specifications and images may change without notice from Rhino Equipment Group Inc.



(\*) Turning Radius with Feed 16'

## SAFETY

Certification	FOPS / ROPS
Air cond.	Yes (Optional)
Fire suppression	Manual / Automatic (opt.)
Greasing / Washing	Centralized manual / High pres. pump

## CONTROL

Control system	PLC Control (Electro-hydraulic)
Automation	Standard data logging
Navigation / Plan	Laser guide / Drilling plan
MWD / Teleremote	MWD (optional) / Non-standard
Connectivity	USB / Wi-Fi

Equipment specifications and images may change without notice from Rhino Equipment Group Inc.