



REX210

EXCAVATOR





Unprecedented precision and ease of operation.

This Rhino excavator is loaded with enhancements that not only increase productivity and uptime, but lower daily operating costs, too. A high-efficiency “on-demand” cooling system, advanced multifunction monitor, and productivity modes to allow you to choose your digging style headline the long list of advances.



1. Level climate-control system with automotive-style adjustable louvers helps keep the glass clear and the cab comfortable.
2. LCD monitor provide intuitive access to a wealth of information and functions.
3. Ergonomically correct short-throw pilot levers provide smooth, predictable fingertip control with less movement or effort.

ENGINE

Engine Make / Engine Model	Cummins 6BTAA5.9 / Isuzu 6BG1TRP / Rhino
Emissions (optional)	Tier2(Tier3, Tier4)
Cylinders	6
Displacement L (cu. In)	5.9(360)
Net Power kW (Hp) @2,00 rpm	133(178) / 125(168)
Fuel System	Direct Injection
Aspiration	Turbocharged, air-to-air charge air cooler

COOLING

Fan Drive	Belt Driven
-----------	-------------

POWERTRAIN

Type	Dual speed mode for tracks on-dash one-button activation
Max. Travel Speeds	5(3)
Low	4(2)
High	5(3)
Drawbar Pull kg (lb)	17,400(38.360)

HYDRAULICS

Type	Open center, load sensing, two variable-displacement axial piston pumps
Pressure Mpa (psi)	31(4.554)
Max. Flow L/min (gpm) (each)	226(60)
Power Boost Mpa (psi)	34(4.975)
Control	2 Pilot levers, low-effort hydraulic controls with horn and boost buttons

CYLINDERS	Bore	Rod Diameter	Stroke
Boom (2) mm (in)	120(4.7)	85(3.3)	1,285(50.6)
Arm (1) mm (in)	135(5.3)	95(3.7)	1,175(46.3)
Bucket (1) mm (in)	115(4.5)	80(3.1)	1,120(44.1)

ELECTRICAL

Number of Batteries	2
Voltage	24 volts
Battery Capacity (each)	850 CCA
Alternator Rating	70A
Lights	5 Front lights, 1 Rear light

UNDERCARRIAGE

Carrier Rollers (each side)	2
Track Rollers (each side)	7
Shoes (each side) Triple Semi-Grousers	45
Adjustment	Hydraulic
Guides	Front Idler
Chain	Sealed and lubricated
Triple Semi-Grouser (700mm) (28in) shoes kg (lb)	6,822(15.040)
One-Piece Boom kg (lb)	1,679(3.702)
Arm with Bucket Cylinder and Linkage	
3,050 mm (10ft) kg (lb)	705(1.554)
Boom Lift Cylinder (2), Total Weight kg (lb)	428(944)
1.0 m ³ (1.3 cu.Yd) Bucket kg (lb)	688(1.517)
Counterweight, Standard	4,450(9.811)

GROUND PRESSURE

Triple Semi-Grouser (500mm) (20in) Kpa (psi)	46,5(6.7)
--	-----------

SWING MECHANISM

Speed rpm	11,5
Torque Nm (lb-ft)	67,100(49.490)

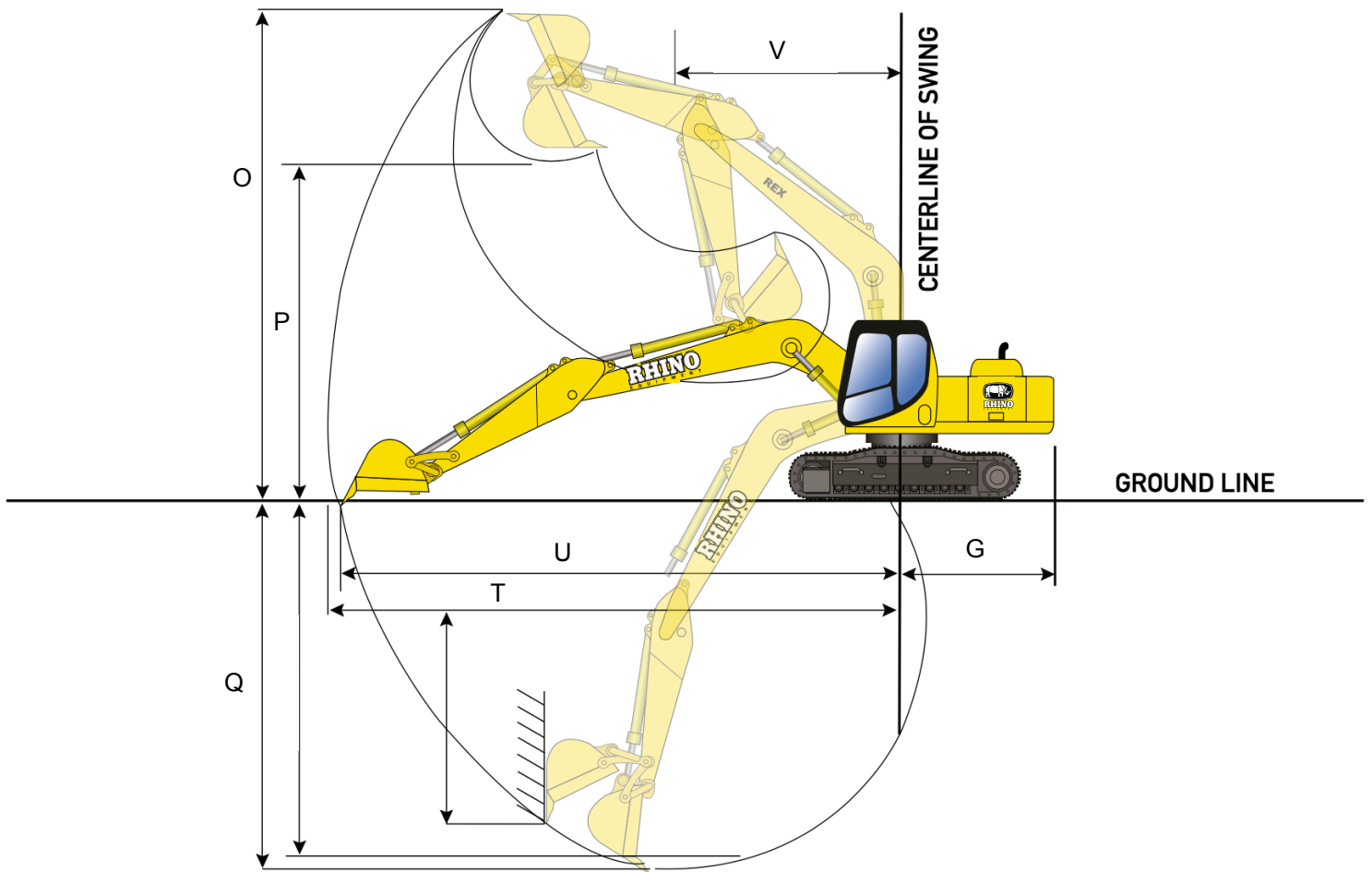
REFILL CAPACITIES L (gal)

Fuel Tank	420(111)
Cooling System	30(8)
Engine Oil	21.5(6)
Hydraulic System	266(70)
Hydraulic Tank	246(65)
Swing Drive	3,4(0.9)
Final Drive Case (each)	5,4(1.4)

OPERATING WEIGHTS

With full fuel tank, 79kg (175lb) operator, 0,17m³ (0.22cu.Yd) general purpose bucket, 350mm (13.8in) tracks and 1,450mm (4.8ft) arm

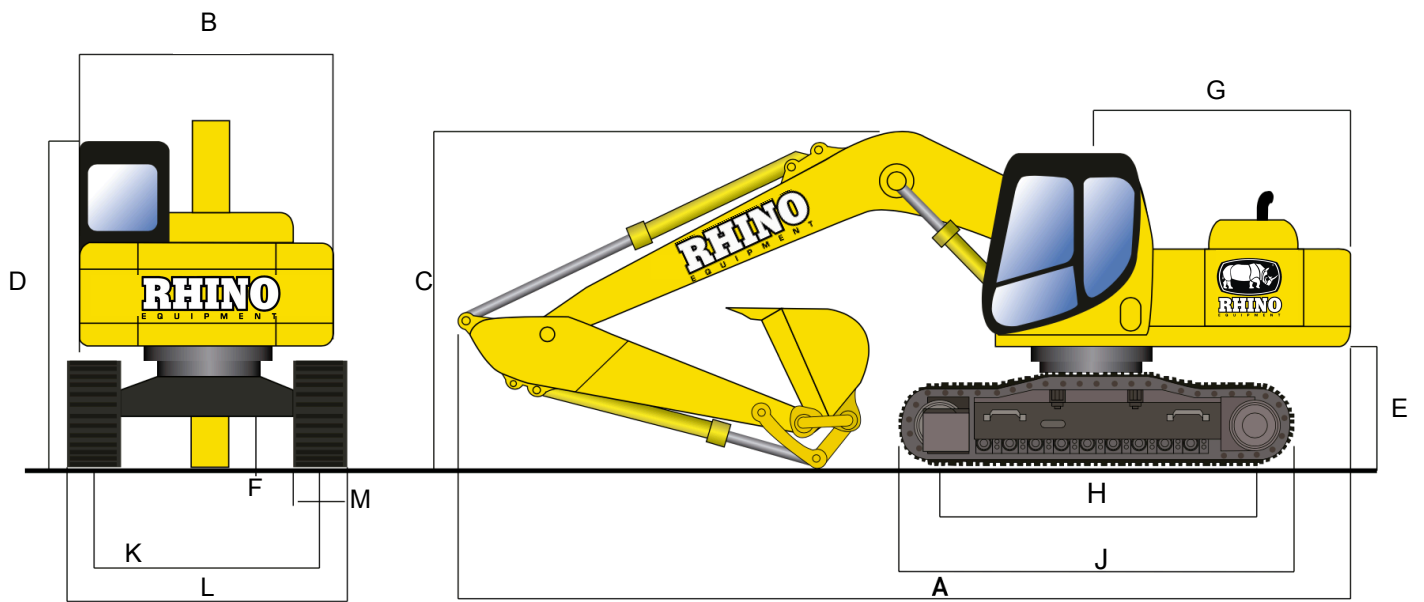
Base Weight kg (lb)	21,354(47.078)
---------------------	----------------



OPERATING RANGE

O. Max. Digging Height mm (ft)	9,275(30.4)
P. Max. Dumping Height mm (ft)	6,560(21.5)
Q. Max. Digging Depth mm (ft)	6,515(21.4)
R. Max. Vertical Wall Digging Depth mm (ft)	5,915(19.4)
T. Max. Digging Reach mm (ft)	9,865(32.4)
U. Max. Digging Reach at Ground Level mm (ft)	9,680(31.8)
V. Min. Swing Radius mm (ft)	3,630(11.9)
Max. Height at min. Swing Radius mm (ft)	7,670(25.2)
Distance from Swing Center to Tail mm (ft)	2,720(8.9)
Counterweight Height mm (ft)	2,120(7)
Ground Length (During Transporting) mm (ft)	4,850(15.9)

Equipment specifications and images may change without notice from Rhino Equipment Group Inc.



MACHINE DIMENSIONS

Bucket Capacity m ³ (cu. Yd)	1(1.3)
Bucket Digging Force (kN)ISO (lbf)	157(35.3)
Arm Length mm (ft)	2,900(9.5)
Boom m (ft)	5,7(18.7)
A. Overall Length mm (ft)	9,780(32.09)
B. Overall Width mm (ft)	2,820(9.25)
C. Total Height (Boom top) mm (ft)	3,040(10.0)
D. Total Height (Cab top) mm (ft)	3,250(10.66)
E. Counterweight Ground Clearance mm (ft)	1,065(3.5)
F. Min. Ground Clearance mm (ft)	466(1.5)
G. Turning Radius of Vehicle Tail mm (ft)	2,720(8.9)
H. Track Length on the Ground mm (ft)	3,260(10.7)
J. Track Shoes Length mm (ft)	4,060(13.6)
K. Track Gauge mm (ft)	2,180(9.1)
L. Track Width mm (ft)	2,780(7.2)
M. Track Shoe Width mm (ft)	600(2)
Swing Frame Width mm (ft)	2,700(8.9)

Equipment specifications and images may change without notice from Rhino Equipment Group Inc.

ATTACHMENTS

Rhino Excavators come standard with the hydraulic line for attachments, they include hydraulic hammers and many more.

Rhino Hydraulic Hammer Match: 1826EX




OPTIONS

Rhino Excavators can come with different options like: Tier2, Tier3, Tier4 Engine, Close cab, Rock bucket, Trench bucket, Thumb cutters, and many more according to work requirements.

ATTACHMENTS

Rhino Excavators come standard with the hydraulic line for attachments.



Many options buckets



Hydraulic hammers



Trenchers



Augers

and many more...