

FULL RANGE MACHINERY



Mining • Construction • Demolition • Waste • Paving • Agriculture • Power Generation



www.rhinoequipment.us



TABLE OF CONTENTS



WHEEL LOADERS, MOTORGRADERS

4



EXCAVATORS, BULLDOZERS

5



WHEEL EXCAVATORS, BACKHOES

6



WHEEL DOZERS, PIPELAYERS, TRACK LOADERS

7



SKID STEERS, TRUCKS

8



COLD PLANERS, ASPHALT PAVERS

9



TANDEM ROLLERS, PNEUMATIC ROLLERS

10



SOIL COMPACTORS, VIBRATORY COMPACTORS

11



FORKLIFTS, REACH STACKERS

12



LIGHT TOWERS, ATTACHMENTS

13



TOWER CRANES, HAMMERS

14



POWER GENERATORS

15



Rhino Equipment® is the result of the collaboration of various private equity business groups with more than 25 years of experience in manufacturing, production, and commercialization of machines for construction, demolition, mining, and power generation with applications and acceptance around the globe.



In our assembly plants we apply the best practices, standard processes, and global standards to improve safety, quality, speed, and cost. This allows us to make products more efficiently and meet deadlines more consistently, and to have a better response from the time an order arrives until the product is delivered.



Your Rhino® dealer provides peace of mind with expert parts and service support. Factory-trained technicians will service your equipment promptly and maintain your investment.

FINANCIAL

RHINO EQUIPMENT

Need to add equipment to fulfill a new stimulus contract? Feel saddled with old, inefficient construction and mining equipment? Now Rhino Equipment® can help, with our new full machinery line 0% / low monthly finance program. It's a great way for constructors, contractors and engineers to finance and acquire productive and reliable new machinery with a single phone call.



Our genuine Rhino® parts are designed to work in perfect harmony with your machine for optimum performance and productivity. Rhino® uses superior materials and exacting manufacturing processes to keep our customers up and running.

Wheel Loaders



Specifications	RWL65	RWL102	RWL132	RWL163	RWL186
Engine	4BTA3.9	6BT5.9	6BTA5.9 or QSB5.9	6CTA8.3	6CTAA8.3
Rated Output kW (hp)@rpm	74(100)2,200	87(117)2,200	126(169)2,200	160(215)2,200	179(240)2,200
Operational Weight Kg (lb)	6,550(14,440)	10,200(22,487)	13,200(29,101)	16,300(35,935)	18,600(41,006)
Rated Load Kg (lb)	1,880(3,968)	3,000(6,614)	4,000(8,818)	5,000(11,023)	6,000(13,228)
Bucket Capacity m3 (cu.Yd)	1.0(1.3)	1.4(1.8)	2.0(2.6)	3.0(3.9)	3.0(3.9)
Breakout Force kN (lbf)	71(15,614)	96(21,582)	134(30,124)	150(33,721)	186(41,814)




Specifications	RWL235	RWL315
Engine	6CTA8.3 or RWD240E	M11
Rated Output kW (hp)@rpm	178(240)2,200	250(335)2,100
Operational Weight Kg (lb)	23,500(51,809)	31,500(69,446)
Rated Load Kg (lb)	7,500(16,535)	9,000(19,842)
Bucket Capacity m3 (cu.Yd)	3.5(4.6)	4.4(5.8)
Breakout Force kN (lbf)	220(49,458)	264(59,350)



Options



Waste Handling



General Purpose



Pallet Forks

Buckets can be custom made depending on client requirements such as a bigger bucket for lighter material handling or clam buckets or among many other options.

Other Options: Tier 2, Tier 3, Tier 4 Engine, Pallet forks, Grapples, ROPS, FOPS cab, A/C, Solid Tires, Hydraulic Line, and more...

Motor Graders



Specifications	RM80	RM120	RM123	RM138
Engine	RM80-4J12T or Cummins 4BT	RM80-4J12T or Cummins 4BT	RD140-8A or Cummins 6CTAA	6CTA8.3
Rated Output kW (hp)@rpm	60(80)2,800	85(114)2,200	132(177)2,200	142(190)2,200
Operational Weight Kg (lb)	6,000(13,228)	6,110(13,470)	14,500(31,967)	15,200(33,510)
Length mm (ft)	6,800(22.3)	6,900(22.6)	8,615(28.3)	9,140(30)
Blade Length mm (ft)	2,200(7.2)	2,200(7.2)	3,660(12)	4,270(14)



Specifications	RM165	RM166
Engine	QSB6	RHCB220
Rated Output kW (hp)@rpm	164(220)2,200	164(220)2,200
Operational Weight Kg (lb)	16,400(36,156)	16,600(36,597)
Length mm (ft)	9,140(29.5)	8,990(29.5)
Blade Length mm (ft)	4,320(14.2)	4,320(14.2)



Options




Dozer Blade



Rear Ripper



Front V Blade
















Mid Body Scarifier

Rhino Motor Graders come standard with rear ripper. They can come with front scarifier, front dozer blade, mid-body scarifier, and rear scarifier. As well as many other options depending on client requirements.

Other Options: Tier 2, Tier 3, Tier 4 Engine, Front V Scarifier, Front V dozer Blade, Rear Ripper 5 Shank, Rear Ripper 3 Shank, All Wheel Drive, A/C, ROPS/FOPS, and more...



Specifications	 REX10	 REX18	 REX22	 REX30	 REX35	 REX50	 REX70
Engine	3TNV82	3TNV82	3TNV82	4TNV88	4TNV88	4TNV94	4BT3.3
Rated Output kW (hp)@rpm	13.6(18)2,200	18.4(25)2,350	20(26.8)2,200	24(32.2)2,200	25(34)2,200	36.9(50)2,200	45(60)2,200
Operational Weight Kg (lb)	800(1,763)	1,760(3,880)	2,200(4,850)	3,000(6,613)	4,200(9,259)	5,710(12,588)	6,800(14,991)
Max. Digging Depth mm (ft)	1,880(5.9)	1,980(6.5)	2,630(8.6)	2,990(9.8)	3,076(10.1)	3,935(12.9)	4,038(13.2)
Bucket Capacity m3 (cu.Yd)	0.07(0.09)	0.04(0.05)	0.07(0.09)	0.1(0.14)	0.17(0.2)	0.28(0.4)	0.28(0.4)






Specifications	 REX130	 REX210	 REX330	 REX360	 REX450	 REX700
Engine	4BTAA3.9 or QSF3.8	6BTAA5.9 or 6BG1TRP	6LTAA8.9	6CTAA8	QSM11	QSX15
Rated Output kW (hp)@rpm	86(115)2,200	133(178)2,000	241(323)2,000	192(257)2,200	251(337)2,200	264(354)1,800
Operational Weight Kg (lb)	13,000(28,660)	21,300(46,959)	33,000 (72,753)	34,500 (76,059)	45,800(100,972)	70,000(154,324)
Max. Digging Depth mm (ft)	5,501(18)	6,515(21.4)	7,370(24.2)	7,370(24.2)	7,810(25.6)	7,185(23.6)
Bucket Capacity m3 (cu.Yd)	0.53(0.7)	1(1.3)	1.45(1.9)	1.6(2.1)	2.1(2.7)	4 (5.2)






Options

Rhino excavators come standard with the hydraulic line for attachments. Attachments include hydraulic hammers, thumb cutters, and many more.

Other Options: Tier 2, Tier 3, Tier 4 Engine, Rakes, Compactors, Cutters, Augers, Grapples, Longer Arm Length, Grinders, Rock Buckets and more...

Specifications	 RD8	 RD13	 RD15	 RD17	 RD24
Engine	4BTA3.9	EQ6BT5.9	RD140-8A	RH52E871	NT855/NTA855
Rated output kW (hp)@rpm	81(108)2,200	118(158)2,000	105(140)1,900	131(176)1,850	175(235)/209(280)1,800
Operational weight Kg(lb)	8,480(18,695)	13,000(28,660)	15,800(34,833)	16,500(36,376)	23,450(51,698)/30,700(67,681)
Blade width mm (ft)	2,480(8.1)	3,135(10.3)	3,200(10.5)	3,416(11.2)	3,823(12.5)

Specifications	 RD36	 RD50	 RD55
Engine	NTA855	KTA19	QSK19
Rated output kW (hp)@rpm	257(345)2,000	308(413)2,000	388(520)1,800
Operational weight Kg(lb)	35,900(79,146)	49,500(109,129)	61,500(135,584)
Blade width mm (ft)	4,130(13.5)	4,314(14.2)	4,695(15.4)



Options



Waste Blade



Semi U Blade



Multi Shank Ripper



Single Shank Ripper

Blades can be custom made depending on client requirements such as a bigger blade for lighter material handling or among many other options.

Other Options: Tier 2, Tier 3, Tier 4 Engine, Triple Grouser Shoes, Swamp Shoes, Angle Blade, Straight Blade, Pat Blade, 6 - Way Blade, U-Blade, Semi-U Blade, Waste Blade, and more...





Wheel Excavators





Specifications	REX60W	REX74CW	REX75W	REX210W
Engine	Rhino A498BPG	Rhino A498BPG	Cummins QSF2.8	Cummins 6B5.9
Rated Output kW (hp)@rpm	45(60)2,500	45(60)2,500	53(71)2,200	129(172)2,200
Operational Weight Kg (lb)	5,980(13,184)	7,400(16,314)	7,090(15,630)	20,600(45,415)
Max. Digging Depth mm (ft)	2,857(9.4)	2,990(9.8)	3,930(12.8)	6,330(20.8)
Bucket Capacity m3 (cu.Yd)	0.2(0.3)	0.2(0.3)	0.2(0.3)	1(1.3)

Options


 Hydraulic Hammers


 General Purpose Buckets


 Shears


 Dozer Blades

Rhino excavators can come with hydraulic line for attachments. Attachments include hydraulic hammers, thumb cutters, and many more.

Other Options: Tier 2, Tier 3, Tier 4 Engine, Rakes, Compactors, Cutters, Augers, Grapples, Longer Arm Length, Grinders, Rock Buckets and more...



Backhoe Loaders



Loader

Specifications	RBH70
Engine	4BTA3.9
Rated Output kW (hp)@rpm	82(110)2,200
Operational Weight Kg (lb)	7,600(16,755)
Rated Load kg (lb)	2,750(6,063)
Max. Load Breakout Force kN (lb)	44(9,892)

Backhoe

Rated Digging Capacity m3 (cu.Yd)	0.3(0.4)
Max. Digging Depth mm (ft)	4,340(14.2)
Max. Digging Force kN (ft)	55(12,364)
Max. Dumping Height mm (ft)	3,640(11.9)
Bucket Size Range mm (in)	305-813(12-32)



Options


 Hydraulic Hammers


 General Purpose Buckets


 4 in 1 Buckets

Rhino backhoes can come with the hydraulic line for attachments. Attachments include hydraulic hammers, thumb cutters, and many more.

Other Options: Tier 2, Tier 3, Tier 4 Engine, Heavy Duty Bucket, Trench Hoe Bucket, Bucket Quick Couplers, Grapples, Pallet Forks, Augers, A/C, ROPS/FOPS, and more...




Wheel Dozers




Specifications	RWD132	RWD235	RWD315
Engine	6BT5.9	M11	M11
Rated Output kW (hp) @ rpm	132(180)2,200	216(290)2,200	250(335)2,200
Operational Weight Kg (lb)	13,000(28,660)	23,500(51,809)	31,500(69,446)
Blade Width mm (ft)	3,823(12.5)	3,266(10.7)	4,570(15.0)
Blade Capacity m3 (cu. Yd)	3.0(3.9)	4.5(5.9)	5.3(6.9)


Options



Waste Blade



Semi U Blade



Multi Shank Ripper


Blades can be custom made depending on client requirements such as a bigger blade for snow, lighter material handling or among many other options.

Other Options: Tier 2, Tier 3, Tier 4 Engine, Angle Blade, Straight Blade, U-Blade, Semi-U Blade, Waste Blade, and more...




Specifications	RTL17	RTL24	RTL36
Engine	Rhino C6	Cummins NT855	Cummins NTA855
Rated Output kW (hp) @ rpm	131(176)1,850	164(220)2,000	257(345)2,000
Operational Weight Kg (lb)	20,068(44,242)	23,340(51,456)	35,750(78,815)
Bucket Capacity m3 (cu. Yd)	1.7(2.2)	2.3(3.0)	3.7(4.8)


Options



Waste Handling



General Purpose



Multi Shank Ripper


Buckets can be custom made depending on client requirements such as a bigger bucket for lighter material handling or clam buckets or among many other options.


Other Options: Tier 2, Tier 3, Tier 4 Engine, Pallet forks, Grapples, ROPS, FOPS cab, Triple Grouser Shoes, Swamp Shoes, Hydraulic Line, and more...



Specifications	RPL25	RPL45	RPL70
Engine	Rhino WD	Cummins NT855	Cummins NTA855
Rated Output kW (hp) @ rpm	120(161)1,850	169(227)2,000	235(315)2,000
Operational Weight Kg (lb)	22,000(48,502)	34,000(74,957)	47,500(104,720)
Lifting Capacity kg (lb)	25,000(55,116)	45,000(99,208)	70,000(154,324)

Options





Tier 2, Tier 3, Tier 4 Engine, Triple Grouser Shoes, Swamp Shoes, 610mm Shoes, 1,100 mm Shoes, A/C, ROPS/FOPS, Central Lubrication, and more...

Track Loaders

Pipelayers



Specifications	RS50-S	RS60-S	RS70-S
Engine	Rhino RHA498BPG-522B	Rhino RHA498BZG-E	Rhino RS70RHE4J1 / Perkins 1104D-44T
Rated Output kW (hp)@rpm	45(60)2,500	56(75)2,200	85(113) / 74.5(100)2,200
Operational Weight Kg (lb)	3,100(6,834)	4,086(9,008)	4,260(9,391)
Rated Load Kg (lb)	1,060(2,337)	1,100(2,425)	1,600(3,527)
Bucket Capacity m3 (cu.Yd)	0.47(0.6)	0.55(0.72)	0.55(0.72)
Tires	10-16.5 10ply	12-16.5 10ply	12-16.5 10ply

Options



Tier 2, Tier 3, Tier 4 Engine, FOPS/ROPS Cab, Central Lubrication System, High Flow Pump, Augers, Backhoe, Bale Movers, Dozer Blade, Snow Blade, Boom Lifts, Hydraulic Hammers, Brooms, Waste Bucket, 4 in 1 Bucket, High Dump Bucket, Skeleton Rock Bucket, Utility Fork Bucket, Chipper, Cold Planers, Cement Mixer, Grader Blade, Grapples, Hitch Adapter, Mowers, Pallet Forks, Rakes, Rock Wheel, Roto Tiller, Scarifier, Scrapers, Snow Blower, Spreaders, Solid Tires, Grouser Tracks, Trench Filler, and more...



Off-Highway Trucks



Specifications	RT50	RT70	RT100
Engine	QSX15	QSK23	QST30
Rated Output kW (hp)@rpm	392(526)2,100	567(760)2,100	783(1,050)2,100
Operational Weight Kg (lb)	35,890(79,124)	46,000(101,413)	69,000(152,119)
Body Capacity m3 (cu. Yd)	28.0(36.6)	41.0(53.6)	58.0(75.9)
Payload kg (lb)	45,000(99,208)	65,000(143,300)	91,000(200,621)



Articulated Trucks



Specifications	RADT30	RADT40	RADT60
Engine	M11	M11	QSK19
Rated Output kW (hp)@rpm	330(442)2,200	350(469)2,400	522(700)2,000
Operational Weight Kg (lb)	53,000(116,845)	73,000(160,937)	108,000(238,099)
Carriage Capacity m3 (cu. Yd)	13.9(18.1)	18.5(24.1)	31.0(40.5)
Payload kg (lb)	30,000(66,138)	39,000(85,980)	60,000(132,277)



Mining Trucks



Specifications	RMT50	RMT55	RMT60	RMT80
Engine	Rhino WD615	Rhino WD615	Volvo D12	Rhino T12.38
Rated Output kW (hp)@rpm	247(331)2,200	279(374)2,400	309(414)2,100	279(374)2,000
Operational Weight Kg (lb)	22,000(48,502)	22,000(48,502)	25,000(55,116)	26,000(57,320)
Body Capacity m3 (cu. Yd)	25.4(33.2)	25.4(33.2)	27.2(35.6)	36.4(47.6)
Payload kg (lb)	50,000(110,231)	55,000(121,254)	60,000(132,277)	80,000(176,370)



Options



Tier 2, Tier 3, Tier 4 Engine, Engine Brake, Central Lubrication, External Cameras, 16.00 R25 Tires, A/C, and more...



Cold Planers

Specifications	RCP500W	RCP1000W	RCP1300W	RCP2100T
Engine	Deutz F4L912	Rhino SC8D190G2B1	Rhino SC8D190G2B1	Cummins QSX15
Rated Output kW (hp)@rpm	46(62)2,200	140(188)2,200	140(188)2,200	447(599)2,100
Operational Weight Kg (lb)	4,800(10,582)	15,500(34,172)	15,800(34,833)	32,500(71,650)
Milling Width mm (in)	500(19.7)	1,000(39.4)	1,300(51.2)	2,100(82.7)
Milling Depth mm (in)	60(2.4)	150(5.9)	120(4.7)	320(12.6)

Options



Power Milling Drum



Fine Milling Drum



Tier 2, Tier 3, Tier 4 Engine, Power Milling Drum, Fine Milling Drum, Smaller Milling Drum, Auto Leveling, Central Lubrication, 4WD, and more...



Asphalt Pavers

Specifications	RAP45T	RAP70T	RAP75T	RAP45W	RAP60W
Engine	Rhino 4JR3AG7	Rhino BF	Rhino SC8D190G2B1	Rhino 4JR3AG7	Cummins QSB3.9
Rated output kW (hp)@rpm	55(74)2,000	112(150)2,300	174(233)2,300	55(74)2,000	75(100)2,200
Operational weight kg (lb)	11,000(24,251)	19,500(42,990)	25,000(55,116)	11,000(24,251)	14,500(31,967)
Min. Paving Width mm (ft)	2,500(8.2)	3,000(9.8)	3,000(9.8)	2,500(8.2)	2,800(9.2)
Max. Paving Width mm (ft)	4,500(14.8)	7,000(23.0)	7,500(24.6)	4,500(14.8)	6,000(19.7)

Options



Rubber Tracks



Steel Tracks



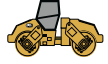
Extension Screeds



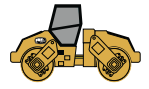
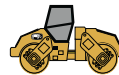
Tier 2, Tier 3, Tier 4 Engine, Infrared Heating Screed, Full Hydraulic Extension Screed, Auto-Leveling, Steel Tracks, and more...



Specifications	RCT10H	RCT15H	RCT30H
Engine	XR420CC	627CC	Rhino C7380Q
Rated Output kW (hp)	10(13.5)	17(23)	26(35)
Operational Weight Kg (lb)	1,000(2,204)	1,500(3,306)	3,000(6,614)
Drum Width mm (ft)	800(2.6)	900(2.9)	1,300(4.3)
Exiting Force kN (lb)	25(5,620)	30(6,744)	60(13,489)
Vibration Frequency Hz (vpm)	70(4,200)	65(3,900)	50(3,000)



Specifications	RCT40H	RCT60H	RCT80H
Engine	Rhino ZN390Q	Rhino ZN390Q	4BTA3.9
Rated Output kW (hp)	22(30)	34(45)	93(125)
Operational Weight Kg (lb)	4,000(8,818)	6,000(13,228)	8,000(17,637)
Drum Width mm (ft)	1,200(3.9)	1,350(4.4)	1,870(6.1)
Exiting Force kN (lb)	39(8,768)	60(13,489)	180(40,466)
Vibration Frequency Hz (vpm)	50(3,000)	50(3,000)	50(3,000)



Specifications	RCT100H	RCT120H	RCT143H
Engine	4BTA3.9	4BTA3.9	6BTA
Rated Output kW (hp)	93(125)	93(125)	110(148)
Operational Weight Kg (lb)	10,000(22,046)	12,000(26,455)	14,000(30,865)
Drum Width mm (ft)	2,130(7.0)	2,130(7.0)	2,130(7.0)
Exiting Force kN (lb)	230(51,706)	230(51,706)	350(78,683)
Vibration Frequency Hz (vpm)	50(3,000)	50(3,000)	55(3,300)

Options



Pressurized Water Spray



Edge Cutter

ROPS/FOPS Cab, Tier 2, Tier 3, Tier 4 Engine, Pressurized Water Spray, Anti-Freeze Kit for Water Tanks, and more...



Specifications	RPR109	RPR1611	RPR2011
Engine	4BT3.9	4BT5.9	6BTA5.9
Rated Output kW (hp)@rpm	73.5(98.5)2,400	110(148)2,400	125(168)2,400
Min. Operational Weight Kg (lb)	10,000(22,046)	16,000(35,274)	20,000(44,092)
Max. Operational Weight Kg (lb)	16,000(35,274)	26,000(57,320)	30,000(66,139)
Ballast Volume m3 (cu. Ft)	3.9(138)	3.2(113)	3.2(113)

Options



Pressurized Water Spray

ROPS/FOPS Cab, Tier 2, Tier 3, Tier 4 Engine, Pressurized Water Spray, Anti-Freeze Kit for Water Tanks, and more...





Specifications	RSC220	RSC223	RSC226	RSC228	RSC230	RSC233
Engine	Rhino D6-20	Rhino D6-23	Rhino C6-26	Rhino C6-28	QSM11	QSM11
Rated Output kW (hp)@rpm	147(197)2,200	147(197)2,200	187(251)2,200	187(251)2,200	250(335)2,200	250(335)2,200
Operational Weight Kg (lb)	20,000(44,092)	23,000(50,706)	26,000(57,320)	28,000(61,729)	30,000(66,139)	33,000(72,753)
Drum Diameter mm (ft)	1,500(4.9)	1,500(4.9)	1,620(5.3)	1,620(5.3)	1,620(5.3)	1,620(5.3)

Options



Waste Blade



Semi U Blade



Refuse Compaction Wheels

ROPS/FOPS Cab, Tier 2, Tier 3, Tier 4 Engine, Infrared Outside Camera, Tilt Cylinder for Blade, A/C, U-Blade, Semi-U Blade, Soil Compaction Drums, Refuse Compaction Wheels, Soil Compaction Wheels, Woodchip Blade, Coal U Blades and more...



Soil Compactors



Specifications	RC30	RC70	RC80	RC100	RC120
Engine	Rhino ZN	Cummins 4BT3.9	Cummins 4BT3.9	Cummins 6BT5.9	Cummins 6BT5.9
Rated output kW (hp)@rpm	22(30)2,600	75(100.6)2,500	75(100.6)2,300	110(148)2,300	110(148)2,300
Operational weight kg (lb)	3,000(6,614)	7,000(15,432)	8,000 (17,637)	10,000(22,046)	12,000(26,455)
Drum width mm (ft)	1,200(3.9)	1,700(5.6)	1,700(5.6)	2,100(6.9)	2,100(6.9)
Static line force N/m (lb/in)	114(65)	210(154.9)	260(191.8)	262(193.2)	286(210.9)
Static drum weight Kg (lb)	1,510(3,329)	4,900(10,803)	3,900(8,598)	4,850(10,692)	6,500(14,330)



Specifications	RC140	RC160	RC180	RC200
Engine	Cummins 6BT5.9	6BT5	6BT5	6BT5
Rated output kW (hp)@rpm	110(148)2,300	110(148)2,300	132(177)2,300	132(177)2,300
Operational weight kg (lb)	14,000(30,865)	16,000(35,274)	18,000(39,683)	20,000(44,092)
Drum width mm (ft)	2,100 (6.9)	2,100(6.9)	2,100(6.9)	2,100(6.9)
Static line force N/cm (lb/in)	326(240.5)	457(261)	470(268)	500(286)
Static drum weight Kg (lb)	8,500(18,739)	8,500(18,739)	9,500(20,944)	10,500(23,149)



Vibratory Compactors

Options



Drum Drive System

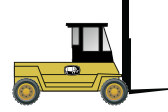


Pad Foot System

Rhino Engine, Tier 2, Tier 3, Tier 4 Engine, ROPS/FOPS Cab, A/C, Pressurized Water Spray System, Drum Drive System, Pad Foot, Dozer Blade, Water Tank System, Asphalt Wheels, Central Lubrication, and more...



Specifications	RFL200DT	RFL300DT	RFL400DT	RFL500DT	RFL700DT	RFL1000DT
Rated Capacity kg(lb)	2,000 (4,409)	3,000 (6,614)	4,000 (8,818)	5,000 (11,023)	7,000 (15,432)	10,000 (22,046)
Power Type	Diesel	Diesel	Diesel	Diesel	Diesel	Diesel
Power kW(hp)	39 (52.3)	42 (56.3) / 45 (60.3)	45 (60.3) / 48 (64.4)	59(79.1) / 82(110)	81(108.6) / 82(110)	81(108.6) / 82(110)
Lifting Height mm (in)	3,000 (118.1)	3,000 (118.1)	3,000 (118.1)	3,000 (118.1)	3,000 (118.1)	3,000 (118.1)
Turning Radius mm(in)	2,450 (96.5)	2,500 (98.4)	2,720 (107.1)	3,000 (118.1)	3,450 (135.8)	3,900 (153.5)



Specifications	RFL1200DT	RFL1500DT	RFL1600DT	RFL2000DT	RFL2500DT	RFL3000DT
Rated Capacity kg(lb)	12,000 (26,455)	15,000 (33,069)	16,000 (35,274)	20,000 (44,092)	25,000 (55,116)	30,000 (66,139)
Power Type	Diesel	Diesel	Diesel	Diesel	Diesel	Diesel
Power kW(hp)	97(130)	142 (190)	142 (190)	160 (215)	179(240)	191(256)
Lifting Height mm (in)	3,000 (118.1)	3,500 (137.8)	3,500 (137.8)	3,500 (137.8)	3,500 (137.8)	3,500 (137.8)
Turning Radius mm(in)	4,200 (165.4)	5,800 (228.3)	5,800 (228.3)	6,250 (246.1)	6,700 (263.8)	7,260 (285.8)



Specifications	RFL3500DT	RFL4500DT
Rated Capacity kg(lb)	35,000 (77,162)	45,000 (99,208)
Power Type	Diesel	Diesel
Power kW(hp)	191(256)	250 (335)
Lifting Height mm (in)	3,500 (137.8)	4,000 (157.5)
Turning Radius mm(in)	7,260 (285.8)	8,600 (338.6)



Specifications	RFL200LPG	RFL300LPG	RFL350LPG
Rated Capacity kg(lb)	2,000 (4,409)	3,000 (6,614)	3,500 (7,716)
Power Type	Gasoline/LPG	Gasoline/LPG	Gasoline/LPG
Power kW(hp)	41 (55.0)	41 (55.0)	41 (55.0)
Lifting Height mm (in)	3,000 (118.1)	3,000 (118.1)	3,000 (118.1)
Turning Radius mm(in)	2,400 (94.5)	2,550 (100.4)	2,575 (101.4)



Specifications	RFL200E	RFL300E	RFL350E
Rated Capacity kg(lb)	2,000 (4,409)	3,000 (6,614)	3,500 (7,716)
Power Type	Battery / Electric	Battery / Electric	Battery / Electric
Load center mm (in)	500 (19.7)	500 (19.7)	500 (19.7)
Lifting Height mm (in)	3,000 (118.1)	3,000 (118.1)	3,000 (118.1)
Turning Radius mm(in)	2,200 (86.6)	2,350 (92.5)	2,400 (94.5)

Reach Stacker



Specifications	RRS4500
Rated Capacity kg(lb)	45,000 (99,208)
Power Type	Diesel
Lifting Speed (unload/loaded) mm/s (in/s)	104/60 (4/2)
Lifting Height mm (in)	15,100 (594)
Turning Radius mm(in)	8,200 (323)



Options

Options: Tier 2, Tier 3, Tier 4 Engine, Different wheel/tire types, power-line, side shifter, torque converter, temperature warning, A wide range of different platforms, front and fork attachments are available. And more...



Light Towers



Specifications	RLT4000M	RLT4000H	RLT4X150 Solar
Number & Power of Lights	4x1000W	4x1000W	4x150W
Mast Height(Fully Extended) m (ft)	7.5(24.6)	9(29.5)	9(29.5)
Mast Lifting & Extension	Manual Operation	Hydraulic	Hydraulic
Fuel Tank Capacity L (gal)	100(26,4)	75(19.8)	N/A
Net Weight kg (lb)	740(1,631)	1,148(2,531)	1,950(4,299)



Options



Standard Bulb



LED Lamp

Rhino Equipment offers the perfect lighting solutions to tackle your applications. Trusted power generator packages, exceptional lamp performance, and flexible modular designs allow you to choose the model that best supports: construction sites, outdoor events, and industrial settings Available with tier 2, tier 3, tier 4 engine and more...



Palet forks



Rock wheels



Buckets



Brooms



Augers



Skid hoe



Grapples



Trench fillers

... and much more
Contact a dealer near you

Attachments

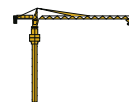
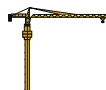
Tower Cranes



Specifications	RTC-2325	RTC-4708	RTC-4807
Reach m (ft)	25 (82)	47 (154)	48 (157)
Capacity tons@mts (lb@ft)	0.8@25-2@11.7 (1,764@82-4,000@38.4)	0.8@47 - 4@12.3 (1,764@154-8,000@40.4)	0.71@48 - 4@10.7 (1,565@157.5-8,000@35.1)
Max. capacity tons (lb)	2 (4,000)	4 (8,000)	4 (8,000)
Standard height mts(ft)	23 (75.5)	28.3 (92.8)	29.7 (97.4)
Max. height m (ft)	35 (114.8)	120 (393.7)	120 (393.7)



Specifications	RTC5013	RTC-5512	RTC-6014
Reach mts(ft)	50 (164)	55 (180)	60 (196.9)
Capacity tons@mts (lb@ft)	1.3@50 - 6@13.7 (2,866@164-12,000@45)	1.2@55 - 8@11.2 (2,646@180.4-16,000@37)	1.4@60 - 8@15 (3,087@197-16,000@49)
Max. capacity tons (lb)	6 (12,000)	8 (16,000)	8 (16,000)
Standard height mts(ft)	40 (131.2)	46 (150.9)	46 (151.6)
Max. height mts(ft)	140 (459.3)	150 (492.1)	161 (528.2)



Specifications	RTC-6014B	RTC-6516	RTCE-5012T
Reach mts (ft)	60 (197)	65 (213)	N/A
Capacity tons@mts (lb@ft)	1.4@60 - 10@11.7 (3,087@197-20,000@38)	1.6@65 - 10@15 (3,527@213-20,000@49)	2 (4,000)
Max. capacity tons (lb)	10 (20,000)	10 (20,000)	2 (4,000)
Standard height mts (ft)	46.2 (151.6)	46.2 (151.6)	50 (164.0)
Max. height mts (ft)	200 (656.2)	200 (656.2)	300 (984.3)

Options



Concrete Buckets, Pallet forks, Height Modules, Platforms, Grippers, Dumping bins, A/C, and more...




Specifications	254SK	47SK-47BE	714BE	1826EX
Equipment class tons (lb)	2.5-4.5 (5,512-9,921)	4.0-7.0 (8,819-15,432)	7.0-14 (15,432-30,865)	18-26 (39,683-57,320)
Operational weight Kg (lb)	150 (330)	275 (606)	510 (1,124)	1,740 (3,836)
Height mm (ft)	1,342 (4.4)	1,600 (5.2)	2,101 (6.9)	2,327 (7.6)
Operating pressure bar (psi)	90-120 (1,305-1,740)	95-130 (1,378-1,885)	130-150 (1,885-2,176)	160-180 (2,321-2,611)
Impact range bpm	600-1,100	500-900	400-800	400-500
Hose diameter mm (in)	12.7 (0.5)	12.7 (0.5)	19.05 (0.75)	25.4 (1.0)



Specifications	2735EX	3255EX
Equipment class tons (lb)	27-35 (59,525-77,162)	32-55 (70,547-121,254)
Operational weight Kg (lb)	2,420 (5,335)	3,020 (6,658)
Height mm (ft)	2,500 (8.2)	2,740 (9.0)
Operating pressure bar (psi)	160-180 (2,321-2,611)	160-180 (2,321-2,611)
Impact range bpm	300-450	250-400
Hose diameter mm (in)	25.4 (1.0)	31.7 (1.25)

Options



Tools



Underwater Kit

Moil Tool, Chisel Tool, Blunt Tool, Asphalt Chisel, Wide Chisel, Underwater Kit, and more...

Hammers

Rhino Equipment® is one of the world's top manufacturers of machinery and construction equipment. It has a full range of innovative products and solutions offering the best service and support worldwide; so it is always close to customers, we have a team of engineers and technicians to ensure quality and proper solution of our products.



- **EXCAVATORS**
- **BACKHOE LOADERS**
- **TRUCKS**
- **HAMMERS**
- **WHEEL LOADERS**
- **TRACK LOADERS**
- **VIBRATORY COMPACTORS**
- **TOWER CRANES**
- **COLD PLANERS**
- **ASPHALT PAVERS**
- **TANDEM ROLLERS**
- **PNEUMATIC ROLLERS**
- **MOTOR GRADERS**
- **SKID STEERS**
- **SOIL COMPACTORS**
- **WHEEL EXCAVATORS**
- **PIPELAYERS**
- **BULLDOZERS**
- **WHEEL DOZERS**
- **POWER GENERATORS**
- **FORKLIFTS**
- **LIGHT TOWERS**
- **ATTACHMENTS AND MORE...**



The availability of some models and equipment varies by country in which the equipment is used. Rhino Equipment reserves the right to change these technical or design specifications without prior notice and without incurring any obligation related to such change. Illustrations and text may include optional equipment and accessories and may not include all standard equipment. Your Rhino dealer can give you details of the products and their specifications available in your area.