




REX210W

WHEEL EXCAVATOR





Highly efficient, highly productive



With more arm force, bucket breakout force, and lift capacity, the REX210W is an impressive performer. And if you're looking to put even more work within reach, add any of the many options and attachments that increase machine capability and expand your profit potential.

1. Reliable and durable Cummins diesel engine, more efficient with low maintenance costs.
2. Generous flow, and swing torque help speed cycles. So you can do your best to stay on schedule or ahead of the weather.
3. Ergonomically correct short-throw pilot levers provide smooth, predictable fingertip control with less movement or effort.

ENGINE

Engine Make/ Engine Model	Cummins
Emission Rating (optional)	Tier 2 (Tier3, Tier4)
Cylinders	6
Displacement L (cu. In)	5.9(360)
Net Power (kW/r/min)	129/2200
Fuel System	Direct Injection
Aspiration	Turbocharged, air-to-air charge air cooler

COOLING

Fan Drive	Belt driven
-----------	-------------

POWERTRAIN

Type	Dual speed mode for tracks on-dash one-button activation
Traveling Speed (km/H)	8-28(4-17)
Low	8(5)
High	28(17)
Drawbar Pull kg (lb)	11,200(24,692)

HYDRAULICS

Type	Open center, load sensing; two variable-displacement axial-piston pumps
Pressure Mpa	30
Max. Flow L/min (gpm) (each)	200(72)
Power Boost Mpa (psi)	34(4,975)
Control	Pilot levers, low-effort hydraulic controls with horn and boost buttons

CYLINDERS

	Bore	Rod Diameter	Stroke
Boom (2) mm (in)	120(4.7)	85(3.3)	1,285(50.6)
Arm (1) mm (in)	135(5.3)	95(3.7)	1,175(46.3)
Bucket (1) mm (in)	115(4.5)	80(3.1)	1,120(44.1)

ELECTRICAL

Number of Batteries	2
Voltage	24 Volts
Battery Capacity (each)	850 CCA
Alternator Rating	70 A
Lights	5 Front lights, 1 Rear lights

UNDERCARRIAGE

Tires	10.00-20
Oscillation Angle for Front Axle	7.5 degrees
Swing mechanism	
Speed	11.7 rpm
Torque Nm (lb-ft)	67,100(49,490)

REFILL CAPACITIES L (gal)

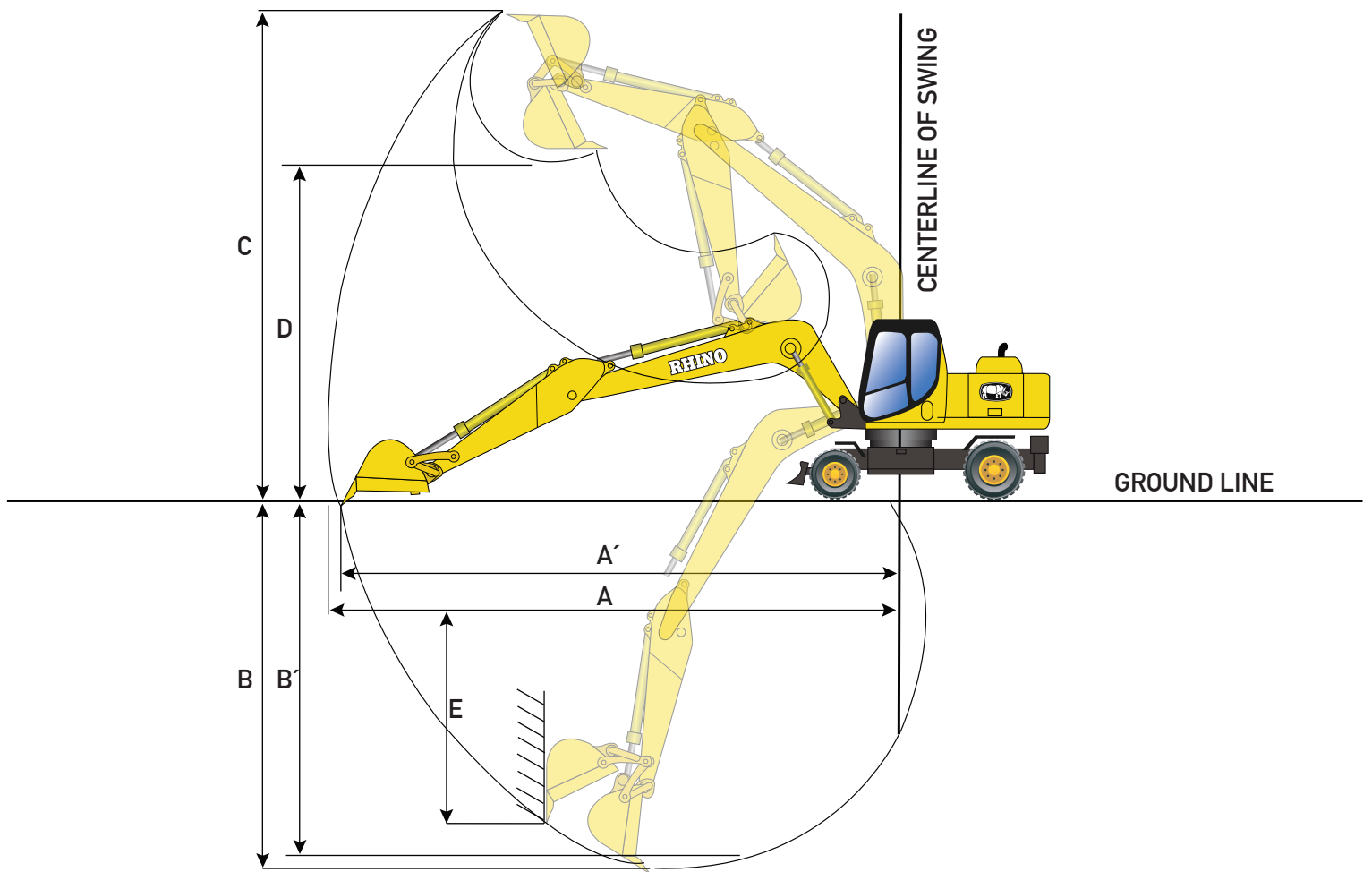
Fuel Tank	340(90)
Cooling System	30(8)
Engine Oil	21.5(6)
Hydraulic System	266(70)
Hydraulic Tank	246(65)
Swing Mechanism	3.4(0.9)
Final Drive Case (each)	5.4(1.4)

OPERATING WEIGHTS

With full fuel tank: 79 kg (175lb) operator; 1.0 m³ (1.3 cu. Yd), 688 kg (1,517 lb) general purpose bucket; 10.00-20 Tires; and 3,050 mm (10 ft) arm

Operating weight kg (lb)	21,000 (46,297)
Weights: Monoblock Boom, Rear Dozer, Front Outriggers	19,650 (43,321)
Weights: Monoblock Boom, Rear and Front Outriggers	19,900(43,872)
Component Weights:	
Undercarriage	
6 Tires - 10.00 - 20 (Optional 8 tires)	
Monoblock Boom kg (lb)	1,679(3,702)
Arm with Bucket Cylinder and Linkage	
3,050 mm (10 ft) kg (lb)	705(1,554)
Boom Lift Cylinders (2), Total Weight kg (lb)	428(944)
1.0 m ³ (1.3 cu. Yd) Bucket kg (lb)	688(1,517)
Counterweight, Standard	4,450(9,811)

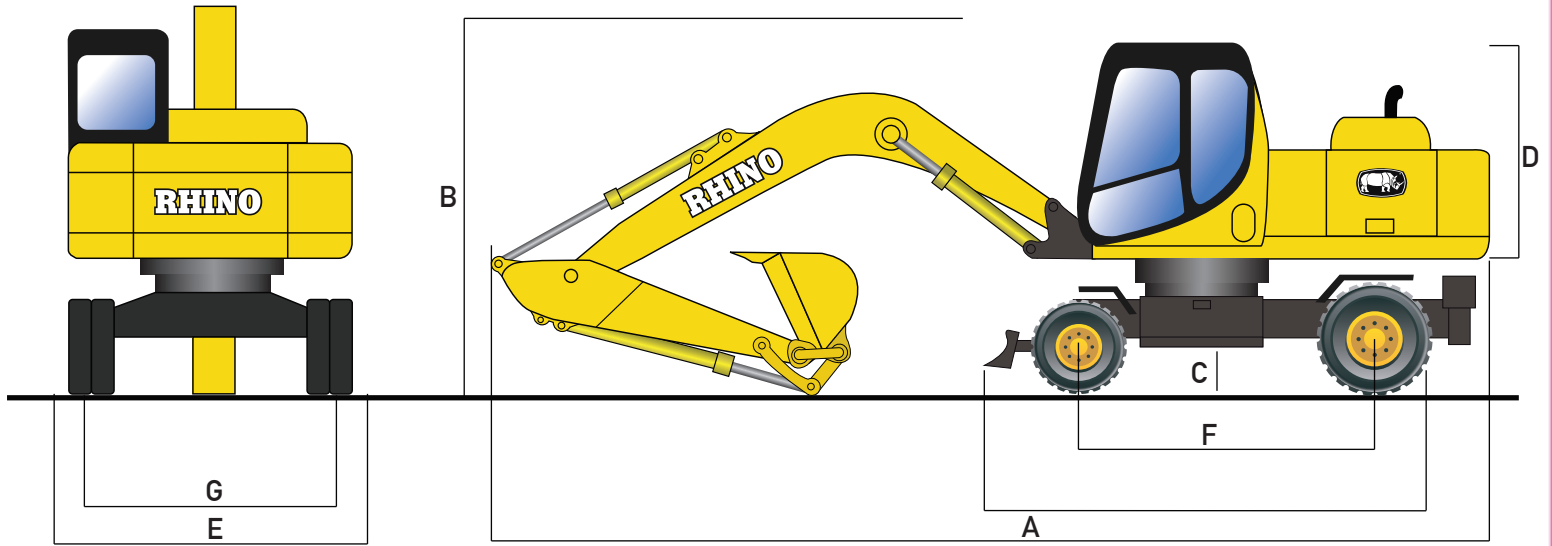
Equipment specifications and images may change without notice from Rhino Equipment Group Inc.



OPERATING DIMENSIONS

Stick Length mm(ft)	2600(8.5)
Arm digging force kN (lbf)	90(20,232)
Bucket digging force kN (lbf)	120(26,977)
Lift Over End at 15' Radius, Ground Level kg (lb)	10,600(23,369)
Lift Over End at 20' Radius, Ground Level kg (lb)	7,323(16,144)
Lift Over End at 25' Radius, Ground Level kg (lb)	5,368(11,834)
Lift Over Side at 15' Radius, Ground Level kg (lb)	6,653(14,667)
Lift Over Side at 20' Radius, Ground Level kg (lb)	4,526(9,978)
Lift Over Side at 25' Radius, Ground Level kg (lb)	3,486(7,685)
A. Max Reach mm(ft)	9,615(31.5)
A'. Max. Reach at Ground Level mm (ft)	9,593(31.5)
B. Max. Digging depth mm (ft)	9,615(19.4)
B'. Max. Digging Depth at 2,440 mm (8 ft) Falt Bottom mm (ft)	6,035(19.8)
C. Max. Cutting Height mm(ft)	9,665(31.7)
D. Max Dumping Height mm(ft)	6,900(22.6)
E. Min. Swing Radius mm (ft)	3,974(13.0)
F. Max. Vertical Wall mm (ft)	5,315(17.4)
G. Tail Swing Radius mm (ft)	2,838(9.3)

Equipment specifications and images may change without notice from Rhino Equipment Group Inc.



MACHINE DIMENSIONS

A. Overall Length mm(ft)	9,550(31.3)
B. Overall Height mm(ft)	3,585(11.7)
C. Ground Clearance mm(ft)	2,960 (9.7)
D. Overall Height of Cab mm(ft)	1,435 (4.7)
E. Overall Width mm(ft)	2,685(8.8)
F. Wheel Base mm(ft)	3,260(10.0)
Counterweight Clearance mm(ft)	2760 (9.0)
Upper Structure Width mm(ft)	3835(12.5)
Overall Width, Stabilizers on Ground mm(ft)	2600(8.5)
Max. Blade Lower mm(ft)	190(7.5)
Blade Height mm(ft)	630(2.0)
Blade Width mm(ft)	2400(7.8)

OPTIONS

Rhino Excavators can come with different options like: 4WD, 8.25-16 tires, Tier 3, Tier 4 engine, rock bucket, trench bucket, augers, thumb cutters, and many more according to work requirements.