



RD50

BULLDOZER



Best-in-class access to service and maintenance points for maximum uptime



Rhino Dozers combine incredible versatility to handle a wide range of jobs with innovations that help you do those jobs better, faster and more efficiently. These crawler dozers are ideal for residential construction performing such tasks as clearing and grading lots, sloping the sides of roads, back-filling, and final grade work for landscaping and driveway construction.



1. Standard high-back seat and lower cushion adjust multiple ways for daylong comfort and support.
2. Easy-to-read, high-visibility gauges and warning lamps keep the operator aware of critical system information.
3. Speed travel can also be varied to fit specific applications, terrain conditions, or operating preferences.



ENGINE

Make/ Engine Model	Cummins / KTA19-C525 or Rhino
Emission Rating (optional)	Tier 2 (Tier 3, Tier 4)
Cylinders	6
Displacement L (cu. In)	19(1,159)
Net Power kW (Hp) @ 2,000 rpm	308(413)
Net Peak Torque Nm (lb-ft) @ 1,400 rpm	1,537(1,134)
Fuel System	Direct Injection
Aspiration	Turbocharged, charge air cooled
Air Cleaner	Under-hood, dual element dry type, restriction indicator on filter housing for service

COOLING

Fan Drive	Belt driven
-----------	-------------

TRANSMISSION

Type	Powershift, planetary gear and multiple disc clutch, hydraulically actuated; tracks are moved by a central spiral-bevel gear to provide instant power; gear selection lever with linkage mechanism; engine speed lever and decelerator pedal to control ground speed	
System Pressure Mpa (psi)	4(580)	
Maximum Travel Speeds	Forward	Reverse
1st Gear km/h (mph)	3(2)	4(3)
2nd Gear km/h (mph)	7(4)	8(5)
3rd Gear km/h (mph)	12(8)	15(9)
Steering	Individual levers to control each track to provide precision steering; Steering clutch provides immediate response to the operator	
Final Drives	Double reduction final drives mounted enclosed and isolated to protect them from shocks and debris	
Drawbar Pull kN (lb)		
Maximum	720(161,862)	
Service Brakes	Dynamic braking when decelerator pedal is actuated; brake pedal actuation, hydraulically activated drums on each track for instant stop and reliability.	
Parking Brake	Manually activated	

Equipment specifications and images may change without notice from Rhino Equipment Group Inc.



HYDRAULICS

Type	Gear pump	
Pressure Mpa (psi)	20(2,901)	
Max. Flow L/min (gpm)	264(70)	
Control	Lever control for blade with float mode; lever control for ripper	

ELECTRICAL

Voltage	24 Volts	
Alternator Rating	50A	
Lights	2 Front lights, 2 Rear lights	

UNDERCARRIAGE

Track Gauge mm (in)	2,260(89.0)	
Grouser Width mm (in)	610(24.0)	
Chain	Sealed and lubricated	
Shoes, Each Side	40	
Track Rollers, Each Side	7	
Track Length on Ground mm (in)	3,425(134.8)	
Ground Contact Area cm ² (sq.in)	41,785(6,477)	
Ground Pressure Mpa (psi)	0.15(21.8)	
Track Pitch mm (in)	260(10.2)	
Operator Station	ROPS and FOPS	

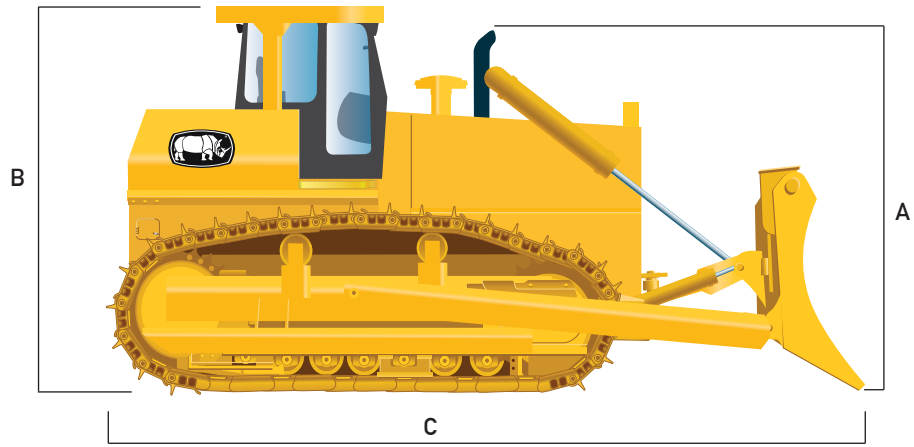
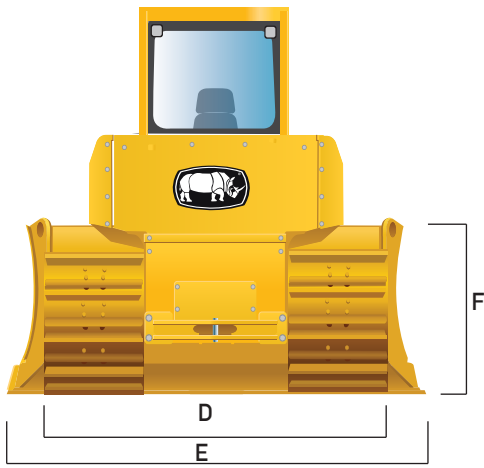
REFILL CAPACITIES L (gal)

Fuel Tank	865(229)	
Cooling System	130(34)	
Engine Oil	50(13)	
Transmission Fluid	190(50)	
Hydraulic Tank	170(45)	
Final Drive Case (for both)	140(37)	

OPERATING WEIGHTS

Blade Type	Semi-U	Angle
Base Weight kg(lb)	49,500(109,129)	49,370(108,842)
Weight with 3-Shank Ripper kg(lb)	54,700(120,593)	54,570(120,306)

Equipment specifications and images may change without notice from Rhino Equipment Group Inc.



MACHINE DIMENSIONS

Blade Type	Semi-U	Angle
A. Overall Height to Top of Exhaust mm (ft)	3,720(12.2)	3,720(12.2)
B. Height to Top of Cab mm (ft)	3,928(12.9)	3,928(12.9)
C. Overall Length mm (ft)	7,092(23.3)	7,092(23.3)
D. Width Over Track mm (ft)	2,870(9.4)	2,870(9.4)
E. Blade Width mm (ft)	4,314(14.2)	5,030(16.5)
F. Blade Height mm (ft)	1,841(6.0)	1,830(6.0)
Tread Depth with Single-Bar Grouser mm (in)	85(3.3)	85(3.3)
Ground Clearance in Dirt mm (in)	600(23.6)	600(23.6)
Length With Ripper mm (ft)	9,716(31.9)	9,716(31.9)
Blade Lift Height mm (in)	1,620(63.8)	1,750(68.9)
Blade Digging Depth mm (in)	749(29.5)	749(29.5)
Blade Cutting-Edge Angle	55 degrees	55 degrees
Blade Capacity m3 (cu. Yd)	14.6(19.1)	14(18.3)
Blade Angle	-	45 degrees
Blade Tilt mm (in)	1,000(39.4)	1,000(39.4)
Minimum Turning Radius mm (ft)	3,800(12.5)	3,800(12.5)
Gradeability	30 degrees	30 degrees

RIPPER

Single or Multi-shank (3) parallelogram ripper with hydraulic pitch adjustment and replaceable tips

Weight kg (lb)	5,200(11,464)
Max. Penetration mm (in)	870(34.3)
Max. Clearance Under Tip mm (in)	900(35.4)
Overall Length Lowered Position mm (in)	2,624(103.3)
Slope Angle (full raise)	24 degrees


Equipment specifications and images may change without notice from Rhino Equipment Group Inc.



BLADES



Angle Blade




U Blade



Semi U Blade



Straight Blade



Waste Blade



1 shank ripper

3 shank ripper



Rippers

The attachments shown are for reference only; the final product may be different from the images shown.

For more options contact your nearest dealer.

Equipment specifications and images may change without notice from Rhino Equipment Group Inc.